JPE



HOSE/FLEXIBLE METAL HOSE /STAINLESS STEEL TUBING

INDEX

STAINLESS STEEL FLEXIBLE HOSE 7

STAINLESS STEEL FLEXIBLE HOSE 7

RUBBER HOSE 15

PU HOSE 15



PU SPIRAL 17



NYLON HOSE 6 19

PTFE HOSE 21

PFA HOSE 23

POLYURETHANE NYLON BRAIDED HOSE 27

PVC FIBER REINFORCED HOSE 33

STAINLESS STEEL PIPE 37

STAINLESS SEAMLESS STEEL TUBING 37

STAINLESS STEEL BRAIDED TFFLON HOSE 39

HOSE AND FLEXIBLE TUBING INSTALLATION INSTRUCTIONS

Proper installation of the hose is vital. Unnecessarily long hose not only affects the aesthtics, but also increases the cost. On the other hand, the hose might crack if no room for motion absorption is left due to the shortness of the hose. The following diagrams illustrate different situations to take into consideration when installing hoses. Paying attention to the installation instructions can provide optimal efficiency and extend the hose life.

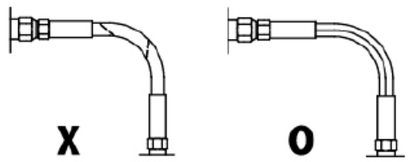

When installing the hoses, make sure that the hoses are not twisted, otherwise when the hoses are pressurized, hose creacking and loosening of connection may occur.

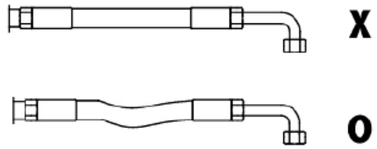

When installing the hoses, make sure the hoses have some space for machine motion tolerance. The space prevents the hoses from tightening or breaking due to machine motion while pressurized.

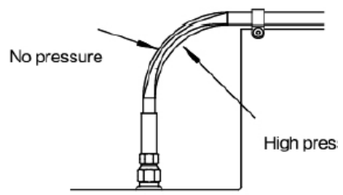

Length of the hoses may be altered when pressurized. Therefore, do not attach connectors at the bends of the hoses to allow free movement.

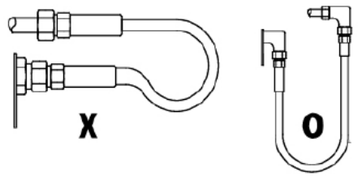

Use the elbows in order to prevent sharp bends due to a small bend radius.

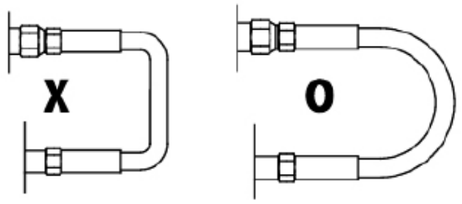

Length of the hoses may be altered when pressurized. Therefore, do not attach connectors at the bends of the hoses to allow free movement.

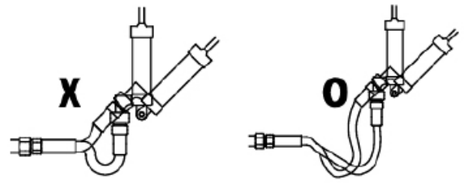

Use the elbows in order to prevent sharp bends due to a small bend radius.

STAINLESS STEEL FLEXIBLE HOSE



FEATURES

- Suitable for most corrosive liquids, and oil/water resistant
- SS304 / 316L stainless steel annular corrugated lining
- Braid layers of 304 stainless steel promotes hosepressure containment
- Argon gas tungsten arc welding (GTAW/TIG)
- Working temperature range：-200°C ~ 400°C
- 100% functional test and closure test with nitrogen at1000psig or custom-pressure no more than 150%working pressure

SPECIFICATIONS

Nominal Diameter	Dimension(mm)			Bend Radius (mm)		Braid Construction		Weight (kg/m) Construction		Max. Working Pressure (Mpa)	Rupture Pressure (Mpa)
	I.D.	I.D.	WallThickness	Fix	Repetition	∅	Numbers	Bellows	Braid		
6A	6	9.5	0.15	20	80	0.3	120	0.1	0.1	9.2	56.9
8A	8.5	12.3	0.15	25	100	0.3	120	0.1	0.1	7.0	42.2
10A	10.5	15	0.20	30	140	0.3	168	0.2	0.1	8.1	39.2
15A	13.3	18.3	0.20	40	160	0.3	192	0.2	0.2	5.4	31.4
20A	19.7	25.6	0.20	50	200	0.3	256	0.3	0.2	3.6	21.6
25A	25.5	32.9	0.25	90	220	0.3	320	0.5	0.3	2.4	17.6
32A	32.6	40.8	0.25	90	290	0.4	288	0.5	0.4	3.0	15.7
40A	39	47.9	0.30	110	360	0.4	384	0.7	0.6	2.7	11.8
50A	51.5	61.5	0.30	170	470	0.4	480	1	0.8	1.8	6.9

NOTE: For other custom demand, please contact authorized JPE representative

COMPARISON BETWEEN STAINLESS STEEL FLEXIBLE HOSE AND RUBBER HOSE

Material	Stainless Steel Flexible Hose	Rubber Hose
Durability	Not aged	Easily aged and deteriorated
Corrosion Resistance	Suitable for most corrosive liquids, and oil/water/high temperature resistant	Easily corroded by acids and organic liquids
Temperature Range	-200° C~400° C, unaffected by high temperatures	-10° C~+70° C, flammable
Applicability	Vacuum devices	Gas operation devices & Dynamo devices

ORDERING INFORMATION

D -	S4 -	Y501	04		N -	6A	120
CLASSIFICATION	MATERIAL	ADAPTER TYPE	ADAPTER SIZE(FRACTIONAL)	ADAPTER SIZE(METRIC)	THREAD TYPE	HOSE NOMINALDIAMETER	OVERALL LENGTH(cm)
TUBING& HOSE	S4 : SS304	FIXED THREAD CONNECTION TYPE	02 : 1/4"	6:6mm	R:BSPT THREAD	6A:1/8"	CUSTOMIZED
	S6L : SS316L	NON-WELDING UNION TYPE	03 : 3/8"	8:8mm	N:NPT THREAD	8A:1/4"	
		WELDING METAL SEAL CONNECTION TYPE(MALE THREAD)	04 : 1/2"	10:10mm	G:BSPP THREAD	10A:3/8"	
		WELDING METAL SEAL CONNECTION TYPE(FEMALE THREAD)	06 : 3/4"	12:12mm	NULL FOR FEMALE SWIVEL END TYPE	15A:1/2"	
		FEMALE SWIVEL END TYPE	08 : 1"	16:16mm		20A:3/4"	
		TUBE END TYPE		18:18mm		25A:1"	
		JPE COMPRESSION TUBE END TYPE		20:20mm		32A:1-1/4"	
				22:22mm		40A:1-1/2"	
				25:25mm		50A:2"	

Y501
FIXED THREAD CONNECTION TYPE

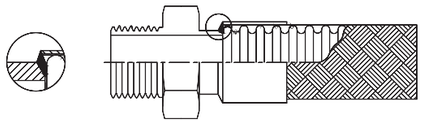

Material of Fittings	Stainless steel
Thread	ISO standard taper thread or othread type
Material of Bellows	SS304/SS316L
Material of Braid	SS304

Y502
NON-WELDING UNION TYPE

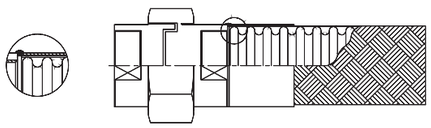

Material of Fittings	Stainless steel
Thread	ISO standard female taper thread
Material of Bellows	SS304/SS316L
Material of Braid	SS304

Y503M
WELDING METAL SEAL CONNECTIONTYPE(MALE THREAD)

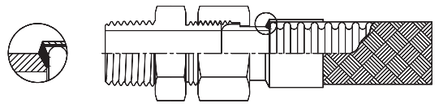

Material of Fittings	Stainless steel
Thread	ISO standard taper thread or other thread type
Material of Bellows	SS304/SS316L
Material of Braid	SS304

Y503F
WELDING METAL SEAL CONNECTION TYPE (FEMALE THREAD)

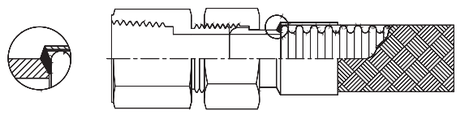

Material of Fittings	Stainless steel
Thread	ISO standard taper thread or other thread type
Material of Bellows	SS304/SS316L
Material of Braid	SS304

Y504
FEMALE SWIVEL END TYPE

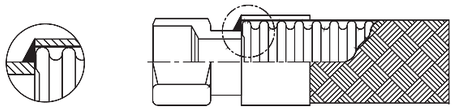

Material of Fittings	Stainless steel
Thread	ISO standard taper thread or other thread type
Material of Bellows	SS304/SS316L
Material of Braid	SS304

Y505
TUBE END TYPE

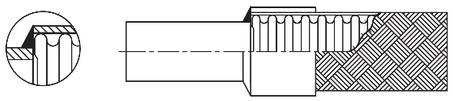

Material of Fittings	Stainless steel
Size of Tubes	Be able to connect to tubes according to GB/ ANS/JIS standards
Material of Bellows	SS304/SS316L
Material of Braid	SS304

Y506
JPE COMPRESSION TUBE END TYPE

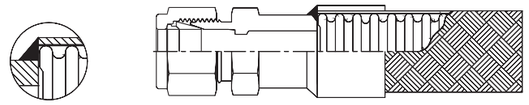

Material of Fittings	Stainless steel
Material of Bellows	SS304/SS316L
Material of Braid	SS304

PU HOSE

PHYSICAL PROPERTIES		
Hardness Shore A	95A	ASTM D-2240
Tensile Strength (Kg/cm2)	600	ASTM D-638
Ultimate Elongation (%)	490~590	ASTM D-638
Taber Abrasion (mg)	30~40	ASTM D-1044
Tear Strength (Kg/cm2)	155	ASTM D-732

FEATURES

- Extremely durable
- Hardness:75A~98A
- Working temperature rating:-30° C~+70° C
- High flexibility and elasticity
- Anti-abrasive and impact-resistant
- Oil and non-corrosive chemical resistant
- Colors are available in black,blue ,orange and yellow

APPLICATIONS

- Automated machinery, coating machinery, all kinds ofpneumatic tools, pneumatic & hydraulic machinery andconstuction

ORDERING INFORMATION

D -	PU	8*6	BL
CLASSIFICATION	PRODUCT NAME	HOSE SIZE (O.D.*I.D.)	COLOR
D:HOSES & TUBES	PU:PU HOSE	4*2.5	B:BLACK
		6*4	BL:BLUE
		8*5	O:ORANGE
		8*6	Y:YELLOW
		10*6.5	
		10*8	
		12*8	
		12*10	
		14*10	
		16*12	
		16*13	
		6.35*4.57	
		9.53*6.5	
		12.7*9.6	

•NOTE:Size 4*2.5, 6*4 and 6.35*4.57 are 200M/coil, and other sizes are 100M/coil.

SPECIFICATIONS

O.D. (mm)	I.D. (mm)	Max. Working Pressure at 23°C (Mpa)	Min. Bend Radius (mm)	Length Per Roll (m)
4	2.5	1.1	10	200
6	4	1	15	200
8	5	0.95	20	100
8	6	0.85	20	100
10	6.5	1	27	100
12	8	0.8	35	100
14	10	0.7	58	100
16	12	0.7	65	100
16	13	0.6	65	100

PU SPIRAL HOSE



PHYSICAL PROPERTIES		
Hardness Shore A	98A	ASTM D-2240
Tensile Strength (Kg/cm2)	600	ASTM D-638
Ultimate Elongation (%)	440-540	ASTM D-638
Taber Abrasion (mg)	30-40	ASTM D-1044
Tear Strength (Kg/cm2)	165	ASTM D-732

SPECIFICATIONS

O.D. (mm)	I.D. (mm)	Length (m)	Max. Working Pressure at 23°C (Mpa)
4	2.5	6	1
4	2.5	9	1
4	2.5	12	1
6	4	6	1
6	4	9	1
6	4	12	1
8	5	6	1
8	5	9	1
8	5	12	1
10	6.5	6	1
10	6.5	9	1
10	6.5	12	1
12	8	6	1
12	8	9	1
12	8	12	1
16	12	6	0.9
16	12	9	0.9
16	12	12	0.9

ORDERING INFORMATION

D -	PUS	8*	5	*6-	BL
CLASSIFICATION	PRODUCT NAME	HOSE SIZE (O.D.)	HOSE SIZE (I.D.)	LENGTH	COLOR
D:HOSES & TUBES	PU SPIRAL HOSE	4 : 4mm	2.5 : 2.5mm	6 : 6m	ORANGE
		6 : 6mm	4 : 4mm	9 : 9m	RED
		8 : 8mm	5 : 5mm	12 : 12m	BLACK
		10 : 10mm	6.5 : 6.5mm	15 : 15m	BLUE
		12 : 12mm	8 : 8mm		
		16 : 16mm	12 : 12mm		

NYLON HOSE 6



PHYSICAL PROPERTIES		
Water Absorption(%)	3.5	ASTM D-570
Tensile Strength(Kg/cm2)	770	ASTM D-638
Ultimate Elongation(%)	200	ASTM D-638
Flexural Strength (Kg/cm2)	1000	ASTM D-790

FEATURES

- Extremely durable
- Working temperature rating: -30° C~+115° C
- Anti-abrasive and impact-resistant
- Oil and non-corrosive chemical resistant
- Resistance to medium PH4~9

APPLICATIONS

- Pneumatlic and hydraulic controls and systems, automotive air break lubricant and fuel tubing, CO^2 and air tubing, coolantlines, and chemical transfer

ORDERING INFORMATION

D -	NYLON	8	5
CLASSIFICATION	PRODUCT NAME	HOSE SIZE (O.D.)	HOSE SIZE (I.D.)
D:HOSES & TUBES	NYLON HOSE 6	4 : 4mm	2.5 : 2.5mm
		6 : 6mm	4 : 4mm
		8 : 8mm	6 : 6mm
		10 : 10mm	7.5 : 7.5mm
		12 : 12mm	9 : 9mm
		14 : 14mm	10 : 10mm
		16 : 16mm	13 : 13mm

SPECIFICATIONS

O.D. (mm)	I.D. (mm)	Max. Working Pressure at 23°C (Mpa)	Min. Bend Radius (mm)	Min. Burst Pressure at 23°C (Mpa)	Length Per Roll (m)
4	2.5	2.5	13	8.8	200
6	4	2.2	24	6.6	100
8	6	2	48	6.3	100
10	7.5	2	60	6.7	100
12	9	2	75	6.4	100
14	10	1.9	89	5.9	100
16	13	1.8	100	5.8	100

PTFE HOSE



FEATURES

- Good chemical resistance
- Excellent dielectric insulation properties
- Low coefficient of friction
- Anti-adherence
- Working temperature range: -70° C~260° C

APPLICATIONS

- Semi-conductor industry, medical apparatus, chemical and pharmaceutical industry, heat exchanger, and food industry

ORDERING INFORMATION

D -	PTFE	10*8
CLASSIFICATION	PRODUCT NAME	HOSE SIZE (O.D.*I.D.)
D:HOSES & TUBES	PTFE:PTFE HOSE	4*2
		6*4
		8*6
		10*8
		12*10
		3.18*1.6
		6.35*3.18
		6.35*4
		6.35*4.75
		9.53*6.35
		12.7*9.53
		10*8

SPECIFICATIONS

O.D. (mm)	I.D. (mm)
4	2
4	3
6	4
8	6
10	8
12	10
16	13
25	22

NOTE: For other custom demand, please contact authorized JPE representative.

PFA HOSE



FEATURES

- High weathering and heat resistance
- Excellent chemical resistance, anti-acid/alkali, anti-fouling and anti-stick performance
- Working temperature range:-20° C-200° C
- Low coefficient of friction
- Easy to clean

APPLICATIONS

•Air / Stem / Water / Corrosive Fluid

REMARK

•Inserts help secure soft plastic tubing in liquid system.

ORDERING INFORMATION

D -	PFA	8*6
CLASSIFICATION	PRODUCT NAME	HOSE SIZE (O.D.)
D:HOSES & TUBES	PFA:PFA HOSE	4*2
		6*4
		8*6
		10*8
		12*9
		6.35*4
		6.35*4.75
		9.53*6.35
		12.7*9.53

·100M/ 卷

·100M/coil

SPECIFICATIONS

O.D. (mm)	I.D. (mm)	Max. Working Pressure at 23°C (Mpa)	Min. Bend Radius (mm)	Length Per Roll (m)
4	3	4.3	20	100
6	4	5.9	30	100
8	6	4.3	50	100
10	8	3.3	70	100
12	10	2.7	180	100
25	22	1.9	600	100

POLYURETHANE NYLON BRAIDED HOSE

Lining	Nylon
Reinforcement	Synthetic fiber
Cover	Polyurethane

FEATURES

- Low temperature resistance and nonconductive
- Oil and non-corrosive chemical resistant
- Small bend radius and high flexibility
- Internal high strength polyester fiber reinforcement provides long service life
- Smooth inner wall reduces flow resistance
- Resistance to medium PH4~9
- Work temperature rating:-20°C ~85°C
- MAX working pressure:1000 psig (69bar)@RT

REMARK

- Pneumatic and hydraulic controls and systems / Automotive air break lubricant and fuel tubing / C02 and air tubing / Coolant lines / Chemical transfer

ORDERING INFORMATION

D -	LB70 -	04	100	02	NJ -	BL
CLASSIFICATION	PRODUCT NAME	HOSE SIZE	OVERALL LENGTH WITH FITTING(cm)	ADAPTER SIZE (FRACTIONAL)	ADAPTER SIZE (METRIC)	ADAPTER TYPE	COLOR
D:HOSES & TUBES	LB70:SUPER FLEXIBLE NYLON BRAIDED HOSE	02:1/4"	CUSTOMIZED	02:1/4"	6:6mm	NJ:JIC 37° FEMALE SWIVEL TYPE	BL:BLUE
	NL12:HIGH PRESSURE NYLON BRAIDED HOSE	03:3/8"		03:3/8"	8:8mm	TJ:TUBE END TYPE	R:RED
		04:1/2"		04:1/2"	10:10mm	J:JPE COMPRESSION TUBE END TYPE	
		06:3/4"		06:3/4"	12:12mm		
		08:1"		08:1"	16:16mm		
					18:18mm		
					20:20mm		
					22:22mm		
					25:25mm		

J

JPE COMPRESSION TUBE END TYPE			
Hose Size	Hose Size Designator	End Connection Size	End Connection Designator
6.35	02	1/4"	J02
6.35	02	6mm	J6
9.53	03	3/8"	J03
9.53	03	10mm	J10
12.70	04	1/2"	J04
12.70	04	12mm	J12

NJ

JIC37° FEMALE SWIVEL TYPE			
Hose Size	Hose Size Designator	End Connection Size	End Connection Designator
6.35	02	1/4"	02(NJ)
9.53	03	3/8"	03(NJ)
12.70	04	1/2"	04(NJ)

TJ

TUBE END TYPE			
Hose Size	Hose Size Designator	End Connection Size	End Connection Designator
6.35	02	1/4"	02(TJ)
9.53	03	3/8"	03(TJ)
12.70	04	1/2"	04(TJ)

ORDERING INFORMATION

D -	LB70 -	04	BL
CLASSIFICATION	PRODUCT NAME	HOSE SIZE (ID)	COLOR
D:HOSES & TUBES	LB70:SUPER FLEXIBLE NYLON BRAIDED HOSE	02:1/4"	BL:BLUE
	NL12:HIGH PRESSURE NYLON BRAIDED HOSE	03:3/8"	R:RED
		04:1/2"	
		06:3/4"	
		08:1"	

Nitta's Super Flexible Hose LB70 Series

Special High Pressure Resin Hose Designed for Machine Tools

	单位	LB70-04	LB70-06	LB70-08	LB70-10	LB70-12	LB70-16
I.D	inch	1/4	3/8	1/2	5/8	3/4	1
	mm	6.4	9.5	12.7	15.9	19.2	25.7
O.D	mm	10.3	13.9	17.4	22.8	26.6	33.4
Max Operating Pressure	Mpa	6.9	6.9	6.9	6.9	6.9	6.9
Max Impulsive Pressure	Mpa	8.8	8.8	8.8	8.8	8.8	8.8
Min. Burst Pressure	Mpa	28.0	28.0	28.0	28.0	28.0	28.0
Min. Bending Radius	mm	27	45	70	100	130	165
Weight	g/m	60	90	120	230	270	370

Comparision with Traditional Rubber Hoses

- Lightweight / At only 1/4 ~ 1/2 the weight of wire braided rubber hoses, LB70 improves machine assembly and greatly reduces the load in protective chains.
- Small Bending Radius / With bending radius 1/3 ~ 1/2 that of wire braided rubber hoses and a smaller OD, LB70 can be routed easily even in narrow spaces. It is also resistant to bending with little flexing fatigue.
- Excellent Wear Resistance / The outer layer is smooth and highly abrasion resistant.
- Durable Inner Core / The inner core is smooth, and resistant to acid and alkali. With a low friction coefficient, the flow velocity is
- Wide Temperature Range / LB70 applies to low -40° C to 100° C high with a long lifetime and replacement cycle.

	Unit	LB70-04	LB70-06	LB70-08	LB70-10	LB70-12	LB70-16
I.D	inch	1/4	3/8	1/2	5/8	3/4	1
	mm	6.4	9.5	12.7	15.9	19.2	25.7
O.D	mm	10.3	13.9	17.4	22.8	26.6	33.4
Max Operating Pressure	Mpa	7.0	7.0	7.0	7.0	7.0	7.0
Max Impulsive Pressure	Mpa	8.8	8.8	8.8	8.8	8.8	8.8
Min. Burst Pressure	Mpa	28.0	28.0	28.0	28.0	28.0	28.0
Min. Bending Radius	mm	27	45	70	100	130	165
Weight	g/m	60	90	120	230	270	370

Comparision with Traditional Rubber Hoses

- Lightweight / At only 1/4 ~ 1/2 the weight of wire braided rubber hoses, LB70 improves machine assembly and greatly reduces the load in protective chains.
- Small Bending Radius / With bending radius 1/3 ~ 1/2 that of wire braided rubber hoses and a smaller OD, LB70 can be routed easily even in narrow spaces. It is also resistant to bending with little flexing fatigue.
- Excellent Wear Resistance / The outer layer is smooth and highly abrasion resistant.
- Durable Inner Core / The inner core is smooth, and resistant to acid and alkali. With a low friction coefficient, the flow velocity is increased, leaving the fluid clean and free of contamination. LB70 can be used with a variety of gases and liquids.
- Wide temperature range can be used in low temperature -40° C and high temperature 100° C environment, not easy to aging, longer life.

PVC FIBER REINFORCED HOSE

Lining	PVC
Reinforcement	Polyester Fiber
Cover	PVC

FEATURES

- Internal high tensile polyester fiber reinforcement, made of PVC
- Soft and good flexible
- Nonconductive and resistant against most solvent-based chemicals
- Flame-resistant and anti-abrasive
- Smooth inner wall reduces flow resistance
- 100%function test and closure test with nitrogen at 1000psig or custom-pressure no more than 150% working pressure

APPLICATIONS

· Spraying chemicals、high pressure air compressors、civil engineering and watering equipments used in washing ships ang vehicles

SPECIFICATIONS

O.D. (mm)	I.D. (mm)	I.D. (inch)	Max. Working pressure at 20°C (kg/cm2)	Max. Burst Pressure at 20°C (kg/cm2)	Length Per Roll (m)
13.5	7.5	-	50	160	100
14.5	8.5	-	50	160	100
16	10	3/8	50	150	100
20	13	1/2	40	130	100
24	16	-	40	120	100
28	19	3/4	40	120	100
35	25	1	40	120	50

ORDERING INFORMATION FOR HOSES			
D	PVCJ	10*16	Y
CLASSIFICATION	PRODUCT NAME	HOSE SIZE(I.D.*O.D.)	COLOR
D:HOSES & TUBES	PVCJ:PVC FIBER REINFORCED HOSE	10*16:10mm*16mm (3/8") 13*20:13mm*20mm (1/2") 19*28:19mm*28mm (3/4") 25*35:25mm*35mm (1")	Y:YELLOW

·25*35 is 50M/coil, and other size are 100M/coil

ORDERING INFORMATION

D -	PVCJ	10*16	100		02	NJ -
CLASSIFICATION	PRODUCT NAME	HOSE SIZE(I.D.*O.D.)	OVERALL LENGTH WITH FITTING(cm)	ADAPTER SIZE (FRACTIONAL)	ADAPTER SIZE (METRIC)	ADAPTER TYPE
D:HOSES & TUBES	PVCJ:PVC FIBER REINFORCED HOSE	10*16:10mm*16mm	*CUSTOMIZED	02:1/4"	6:6mm	NJ:JIC 37° FEMALE SWIVEL TYPE
		13*20:13mm*20mm		03:3/8"	8:8mm	TJ:TUBE END TYPE
		19*28:19mm*28mm		04:1/2"	10:10mm	J:JPE COMPRESSION TUBE END TYPE
		25*35:25mm*35mm		06:3/4"	12:12mm	
				08:1"	16:16mm	
					18:18mm	
					20:20mm	
					22:22mm	
					25:25mm	

J

JPE COMPRESSION TUBE END TYPE			
Hose I.D. (mm)	Hose Size Designator	End Connection Size	End Connection Designator
10	03	3/8"	J03
10	03	10mm	J10
13	04	1/2"	J04
13	04	12mm	J12
19	06	3/4"	J06
19	06	19mm	J19
25	08	1"	J08
25	08	25mm	J25

NJ

JIC37° FEMALE SWIVEL TYPE		
Hose I.D. (mm)	Hose Size Designator	End Connection Designator
10	03	NJ
13	04	NJ
19	06	NJ
25	08	NJ

TJ

TUBE END TYPE			
Hose I.D. (mm)	Hose Size Designator	End Connection Size	End Connection Designator
10	03	3/8"	G03(TJ)
10	03	10mm	G10(TJ)
13	04	1/2"	G04(TJ)
13	04	12mm	G12(TJ)
19	06	3/4"	G06(TJ)
19	06	19mm	G19(TJ)
25	08	1"	G08(TJ)
25	08	25mm	G25(TJ)

NTJ

TUBE END WITH NUT TYPE		
Hose I.D. (mm)	Hose Size Designator	End Connection Designator
19	06	(NTJ)
25	08	(NTJ)

STAINLESS SEAMLESS STEEL TUBING

FEATURES

- Tubes for standard instrument system
- Fully annealed 304/316L stainless steel tubes
- Complying with ASTM A213/A269

ORDERING INFORMATION

DS6L -	12*	2	BAP
CLASSIFICATION AND MATERIAL	O.D. SIZE (FRACTIONAL)	O.D. SIZE (METRIC)	WALL THICKNESS(mm)	SURFACE TREATMENT
DS6L:SS316L DS4:SS304	3.175:1/8"	3:3mm	0.89:0.89mm (0.035")	BAP:BRIGHT ANNEALED AND POLISHED
	6.35:1/4"	4:4mm	1.24:1.24mm (0.049")	
	9.35:3/8"	6:6mm	1.5:1.5mm (0.059")	
	12.7:1/2"	8:8mm	1.65:1.65mm(0.065")	
	19.05:3/4"	10:10mm	1:1mm	
	25.4:1"	12:12mm	2:2mm	
		14:14mm	2.11:2.11mm (0.083")	
		16:16mm		
		18:18mm		
		20:20mm		
		22:22mm		
		25:25mm		

- Standard length is 6M/each ; 3mm、1/8"、4mm is 3M/each

SUGGESTED ALLOWABLE WORKING PRESSURE FOR STAINLESS STEEL TUBING

FRACTIONAL STAINLESS STEEL SEAMLESS TUBING

TuBE O.D. Inch	Tube Wall Thickness (inch)												
	0.01	0.012	0.014	0.016	0.02	0.028	0.035	0.049	0.065	0.083	0.095	0.109	0.12
	Note : For gas service, select a tube wall thickness outside of the shaded area.												
1/16	5600	6800	8100	9400	12000								
1/8						8500	10900						
3/16						5400	7000	10200					
1/4						4000	5100	7500	10200				
5/16							4000	5800	7500	10200			
3/8							3300	4800	6500	7500			
1/2							2600	3700	5100	6700			
5/8								2900	4000	5200	6000		
3/4								2400	3300	4200	4900	5800	
7/8								2000	2800	3600	4200	4800	
1									2400	3100	3600	4200	4700

METRIC STAINLESS STEEL SEAMLESS TUBING

Tube O.D. mm	Tube Wall Thickness (mm)									
	0.8	1	1.2	1.5	1.8	2	2.2	2.5	2.8	3
	Note : For gas service, select a tube wall thickness outside of the shaded area.									
3	670									
6	310	420	540	710						
8		310	390	520						
10		240	300	400	510	580				
12		200	250	330	410	470				
14		160	200	270	340	380	430			
15		150	190	250	310	360	400			
16			170	230	290	330	370	400		
18			150	200	260	290	320	370		
20			140	180	230	260	290	330	380	
22			140	160	200	230	260	300	340	
25					180	200	230	260	290	320

STAINLESS STEEL BRAIDED TFFLON HOSE



Lining	Teflon(PTFE)
Cover	Single braid layer of SS304

ORDERING INFORMATION FOR HOSE		
TFLEN	DS4	02
CLASSIFICATION & BRAID LAYER MATERIAL	PRODUCT NAME	HOSE SIZE
DS4:SS304	TFLEN:STAINLESS STEEL BRAIDED TEFLON HOSE	02:1/4" 03:3/8" 04:1/2" 06:3/4" 08:1"

FEATURES

- Application:Pneumatic or hydraulic system, chemical, steam and water
- Lining material:Teflon(PTFE)
- Cover material:Single braid layer of SS304 ensures hose
- pressure containment and protects the lining from abrasion
- Working temperature range:-50°C ~230°C
- Length:available with standard and custom lengths
- 100% functional test and closure test with nitrogen at 1000psig or custom-pressure no more than 150% working pressure

APPLICATIONS

·Pneumatic or hydraulic systems, chemical, steam and water

ORDERING INFORMATION

DS4 -	TFLEN	02	100	02		NJ -
CLASSIFICATION & BRAID LAYER MATERIAL	PRODUCT NAME	HOSE SIZE	OVERALL LENGTH WITH FITTING(cm)	ADAPTER SIZE (FRACTIONAL)	ADAPTER SIZE (METRIC)	ADAPTER TYPE
DS4:SS304	TFLEN:STAINLESS STEEL BRAIDED TEFLON HOSE	02:1/4"	*CUSTOMIZED	02:1/4"	6:6mm	NJ:JIC 37° FEMALE SWIVEL TYPE
		03:3/8"		03:3/8"	8:8mm	TJ:TUBE END TYPE
		04:1/2"		04:1/2"	10:10mm	J:JPE COMPRESSION TUBE END TYPE
		06:3/4"		06:3/4"	12:12mm	
		08:1"		08:1"	16:16mm	MN:MALE NPT THREAD TYPE
					18:18mm	FR:FEMALE BSPT THREAD TYPE
					20:20mm	FN:FEMALE NPT THREAD TYPE
					22:22mm	
					25:25mm	

·100M/coil

SPECIFICATIONS

Size	O.D. (mm)	I.D. (mm)	Working Pressure (kg/cm²)	Burst Pressure (kg/cm²)	Bend Radius (mm)
1/4"	7.7	5.2	210	840	45
5/16"	9.3	6.4	210	840	60
3/8"	11.0	8.1	160	640	70
1/2"	13.4	10.5	140	560	90
5/8"	15.9	12.8	135	540	110
3/4"	18.9	16.2	105	420	150
1"	25.4	22	70	280	220

J

JPE COMPRESSION TUBE END TYPE			
Hose Size	Hose Size Designator	End Connection Size	End Connection Designator
1/4"	02	6mm	J6
1/4"	02	8mm	J8
1/4"	02	1/4"	J02
3/8"	03	10mm	J10
3/8"	03	3/8"	J03
1/2"	04	12mm	J12
1/2"	04	1/2"	J04

F

JIC37° FEMALE THREAD TYPE			
Hose Size	Hose Size Designator	End Connection Size	End Connection Designator
1/4"	02PT(NPT)	1/4"	R(N)F02
3/8"	03PT(NPT)	3/8"	R(N)F03
1/2"	04PT(NPT)	1/2"	R(N)F04

M

JIC37° FEMALE THREAD TYPE			
Hose Size	Hose Size Designator	End Connection Size	End Connection Designator
1/4"	02PT(NPT)	1/4"	R(N)M02
3/8"	03PT(NPT)	3/8"	R(N)M03
1/2"	04PT(NPT)	1/2"	R(N)M04

NJ

JIC37° FEMALE SWIVEL TYPE		
Hose Size	Hose Size Designator	End Connection Designator
1/4"	02	02NJ
3/8"	03	03NJ
1/2"	04	04NJ
3/4"	06	06NJ
1"	08	08NJ

TJ

JPE COMPRESSION TUBE END TYPE			
Hose Size	Hose Size Designator	End Connection Size	End Connection Designator
1/4"	02	6mm	G6(TJ)
1/4"	02	8mm	G8(TJ)
1/4"	02	1/4"	G02(TJ)
3/8"	03	10mm	G10(TJ)
3/8"	03	3/8"	G03(TJ)
1/2"	04	12mm	G12(TJ)
1/2"	04	1/2"	G04(TJ)
3/4"	06	3/4"	G06(TJ)

www.yeanhern.com



Reprint Date：2025.01
Copyright © 2025by Yean Hern Corp. All rights reserved.

TAIWAN OFFICE
YEAN HERN CORP.
No. 28, Heye 8th, Daliao Dist., Kaohsiung City 831130, Taiwan
831130
T. +886-7-7874567 | F. +886-7-7887867
E. yeanhern@jpeyh.com

KUNSHAN OFFICE
JPE YEAN HERN CO.,LTD.
No. 128, Qianan Rd., Dianshanhu Town, Kunshan City 215345,
Jiangsu Province, China
215345
T. +86-512-57489661~3 | F. +86-512-57489668
E. ksyh@jpeyh.com

ZHANGJIAGANG OFFICE
JPE YEAN HERN CO.,LTD.
No. 35, Yuefeng Rd., Yangshe Town, Zhangjiagang City 215600,
Jiangsu Province, China
215600
T. +86-512-58797921 | F. +86-512-58267839
E. monica.ding@jpeyh.com